



INTERNATIONAL WORKING EQUITATION

REGULATIONS

2022

**CHANGES APROVED BY THE COUNTRIES WITH PROTOCOL WITH WAVE
FEBRUARY 2022**

World Association for Working Equitation- WAVE

PREAMBLE

The Working Equitation discipline was created with the objective of enhancing the equestrian techniques developed in countries whose riders use horses in different aspects of fieldwork. The event therefore provides an occasion for the simultaneous comparison of sporting and cultural considerations.

These regulations have been prepared on the basis of work which has already been carried out by the countries in charge of organising this championship. They have been subject to major revision, with a view to ensuring a fairer system through the introduction of minor alterations to those items open to improvement.

As specified in previous releases of the regulations, one of the most important points consists of the fact that all trials should be performed with the reins being held by a single hand. Competitors are therefore free to use either hand to hold the reins but may not, under penalty of disqualification, use their other hand during the trial.

Competitors will be disqualified if their free hand, brushes the rein in front of the other or if providing any form of assistance. Any adjustment to the reins using the free hand must be a momentary action.

From **18TH March 2022** on, **couples** taking part in a World or Continental Championships, have to do **before** a qualification in their own countries **or in an international WAVE approved qualifyinfg competition judged for** at least 1 international judge of the WAVE list,with **different nationality from the rider to qualify.**

The result of the international judge has to be more than **60 %** in Dressage and in Ease of Handling, and Speed trial has to be finished without disqualification.

The qualification can be done in one or more competitions, the result should not be older than (7) months, **except if WAVE allows other limit dates.**

Couples that have already competed in a World or Continental Championships in the past with a higher mark than **60%** in Dressage and in Ease of Handling don't have to do a new qualification if nominated

These regulations, approved by the World Association for Working Equitation's (WAVE) general meeting, have been prepared to govern all international Working Equitation competitions.

These regulations may only be altered in accordance with the articles of association of the World Association for Working Equitation- WAVE

I - ORGANISATION

Working Equitation comprises 4 trials (Dressage, Ease of Handling, Speed and Cow Trial) and has three different classifications.

Classification 1

Team Championship: each competing country (represented for its National equestrian Federation or national organization recognized by WAVE) submits a team of 4 riders, selected nationally and representing the traditional equitation of the country in question.

The riders must have the passport of the country they represent.

WAVE in accordance with the National Federation or national organization recognized by WAVE cannot authorize a participation of a rider that competed in non-WAVE competitions in the same year.

A rider that, from 2017 on, has already competed in a championship for one nation, is not allowed to participate later for other nations.

The classification is based on the total number of points scored in accordance with a Score Chart (see Appendix 1) for the 3 best team performances in question in each of the 4 championship trials. In case of a team competing only with 3 riders, all their results count for the team classification.

After all the Tests, and in case of equal number of points between Teams, the tiebreak will be decided by the best total of points of each Team, in:

1st – Dressage Test

2nd – Maneability Test

3rd – Speed Test

No country may submit more than one team.

Any substitutions will comprise both horse and rider and not either horse or rider.

Classification 2

Individual Championship: an individual classification based on the performance of competitors in the first three trials (Dressage, Ease of Handling and Speed).

This classification will be based on the results achieved by competitors belonging to a National Team and wearing the traditional Working Equitation costume of the respective country, i.e. team members and reserves.

0 (zero) points will be awarded to any competitor disqualified in any trial.

The general classification will be ordered as follows:

1. Number of trial completions.
2. Highest number of points.

After all the individual Tests, and in case of equal number of points, the tiebreak for the higher places will be decided by the best result of each rider, in:

- 1st – Dressage Test
- 2nd – Maneability Test
- 3rd – Speed Test

Countries not having a minimum number of competitors sufficient to comprise a team (3) may compete in individual trials only.

Classification 3

Cow Trial Classification – an independent collective classification, only for the result of the cow trial test.

II - PARTICIPATION OF RIDERS AND HORSES

1. Horses

The trials are open to 6 year old or older horses whose Identity Documents, issued by the country of origin conform to European Union legislation and are accompanied by a vet's certificate certifying that it is in a good state of health.

Horses from European Union countries:

- having an identification document ("passport") (i.e. "registered" horses):
European certificate model B

Horses from third countries

Certification in accordance with European regulations.

All horses will be subject to a vet inspection prior to the competition. The vaccinations should be in accordance with the law of the organizing country.

2. Registrations

Registrations are submitted on a special form supplied by the organising country, via the national federations or other responsible entities. Registrations submitted in writing in a non-specified format are also, however, acceptable, as long as submitted by the national federation or responsible entity.

No team member (rider, trainer, judge or team leader), may, under any circumstances, be involved with another team.

The last date for registration is set by the organising country's federation.

Registrations for the championship (team or individual events) are expressly reserved for riders selected by the respective federation or responsible entity. No country may select more than 4 horses/riders that may participate in the team championship.

A rider that, has already competed in championships for **two different** nations, is not allowed to participate later for other nation.

WAVE will also organise international Junior (under18) and /Young Riders (under 21) Championships. Each team should comprise a minimum of 2 juniors.

3. Substitutions

The constitution of the teams will be considered definitive after the registrations have been made.

The physical incapacity of any of the team elements (rider and/or mount), must be certified by the Championship doctor and/or veterinary surgeon, who may request specific examinations for confirmation purposes.

The Head of Delegation of the country in question or the Team Leader may apply to the WAVE for the horse/rider combination to be substituted by a reserve horse/rider no later than 5 days prior to the beginning of the competition in question.

4. Complaints

The results of each trial are made official when the President of the Jury signs the results, marking the **date**/time in the protocols.

All and any complaints concerning the results of a trial must be directly submitted in writing to the President of the Jury by the Head of the Delegation of the country filing the complaint and under no circumstances later than one hour from the announcement of the results of the trial

being contested, accompanied by a deposit of 100 € (one hundred euros) which will be returned if the complaint is accepted.

Any complaint filed after the above deadline will not be considered.

The President of the Jury shall notify the Appeals Jury of the complaint and the Appeals Jury will meet with the ground jury.

The Appeals Jury shall comprise three judges appointed by the organisation.

5 – Doping

In any international competition a doping test to riders and/or horses can be done.

The riders and/or horses to be submitted to the doping test should be defined by classification and/or draw in the team leaders meeting before the competition.

The doping punishment should follow the National Rules of the hosting country.

The legal and sportive penalties should be applicable by WAVE.

Doping test to horses can only be done when the boxes are closed to general public during and before the competition.

III - DRESS AND HARNESS

1. Riding Costume

Competitors participating in the championships must perform in the National Working Equitation costume of the respective country.

2. Harness

Horses participating in the championships must be harnessed in the National manner of the respective country.

Serretas are not allowed.

Shin guards, Boots or Bandages are allowed in Maneability, Speed and Cow trials.

Bell Boots are allowed Speed and Cow trials.

3. Requirement to Submit Information on Costume and Harness

The detail description of the working saddlery, **bridles** and costume. **should be send to the OC at the same time of the inscriptions**

IV – JURY

1 . Judges

Persons who are, in any capacity, involved with any national team or any of the selected competitors, may not act as a member of any championship jury.

The Judges needs to be able to communicate fluently in English

During the competition the President of the Jury and the Paddock officer should be in permanent contact (e.g. with walkie-talkies).

In the international competitions **should be judge exclusively by judges that are in WAVE judges list**. The President of the Jury **and the ground Jury** will be chosen by the organizing committee (even if the nationality of the President is not from the organising country) and mandatorily approved by WAVE. The **placement of the four judges in the arena** during the tests will be selected by draw.

In the Dressage and Maneability tests all marks lower than 5 should be justified by the judge.

In competitions with 5 judges, the highest and lowest mark of the judges results per rider in dressage and maneability will be excluded. The final result for each test is the average score of the other 3 marks. All results have to be announced in percent (%) after the following rider.

Maximum number of combinations judged per day: at any Event a Judge may not be called upon to judge more than **fifty (50)** Athletes a day in Dressage and Ease of Handling.

Until 2023 (included) the age of the judges on the list of WAVE judges may not exceed 70 years. From 2023 on the judges on the list of WAVE judges cannot be over 65 years old.

2 - Technical Delegates

All the World or Intercontinental Championships should have the presence of a WAVE Delegate

The WAVE Technical Delegate should be chosen from WAVE's list of judges or be an ex-judge.

The WAVE Technical Delegate's mission is to enforce all administrative and technical provisions taken for the Competition, from its appointment to the end of the Competition. The WAVE Technical Delegate, must arrive at the venue of the Competition, no later than two days before the start of the tests and preferably, before the expected arrival of the first horses to ensure that accommodation of the Officers, Technicians, Athletes and Handlers, as well as stables, fields of events and warm up arenas and other infrastructure are in the regulatory conditions.

The day before the beginning of the Competition the Delegate must contact the President of the CO, the President of the Field Jury, and the Veterinary Delegate, in order to exchange with them the necessary information.

The WAVE Technical Delegate has the following obligations and responsibilities during the Competition:

- a) Inspect the courses and fields and ensure that technical requirements are in accordance with WAVE regulation**
- b) Propose to the CO, Course Chief and the President of the Field Jury modifications to the field or on the courses or on any other technical aspect it deems relevant;**
- c) After checking the course invite the President of the Field Jury to recognize it;**
- d) Must participate in all technical meetings, as well as in the draw for the order of entry of athletes.**
- e) Participate in veterinary inspections**

The WAVE Technical delegate must submit a report to the WAVE Management throughout the week following the end of the Competition.

TESTS

1. Dressage Trial

A country should notify the WAVE/Organising Committee of their wish not to have a judge, when registering.

All judges must be registered on the list of World Association for Working Equitation judges of the respective country. The **OC/WAVE** should choose the judges who are going to judge and the paddock committee, and communicate it in advance to all the countries.

The President of the Jury will occupy a central location, with 2 jury members (one on each side) occupying a position on each of the sides of the shorter side of the rectangle, opposite the entrance and the other two jury members will occupy a position in the middle of the larger side of the rectangle, one on each side.

The positions of the four Jury members other than the President will be selected by a draw.

Each member of the Jury will be isolated from the others with a view to making a totally independent appraisal. Members of the jury should, occupy separate booths.

Each judge must be provided with the services of **English Speaking /scribe** secretary to record his/her comments on the score **sheets**

The Jury will always be able to call upon the services of the trial's veterinary surgeon who will be called by the President of the Jury.

The President of the Jury will signal the start of each competitor's trial by ringing a bell. Competitors have 1 (one) minute to begin the trial after the bell has been rung. Competitors will be disqualified if failing to comply with the deadline or beginning the trial before the bell has been rung.

2. Ease of Handling Trial (MANEABILITY)

As described above, all judges must be registered on the list of World Association for Working Equitation judges of the respective country. The WAVE should choose the judges who are going to judge and the paddock committee, and communicate it in advance to all the countries.

Jury members will be positioned around the arena, to enable each of them to have a satisfactory view of all obstacles. They should be physically separate from each other at such a distance as to enable them to make a totally impartial judgement.

3. Speed Trial

The Speed Trial Jury shall be selected using the same procedure as in the preceding trials.

The Speed Trial is controlled by the President of the Jury, who will be assisted by a secretary charged with recording a competitor's penalty faults on the score cards and informing the Secretary of the results of the competition to be put up for latter display.

The respective result will be announced to the public after each competitor has completed the trial.

4. COW TRIAL

The same Procedures for selecting the Jury position used before should be used in this Test,. **The President of the Ground Jury shall be placed in the middle of the long side of the arena in an higher position with a better view. The other Jury members should be placed: In front of the pen line, and other in front of the containment line**

V - PADDOCK OFFICER

The nominated judge for the paddock will form a committee with a veterinary of the organizing country.

Their direct presence in warming-up paddock area is mandatory.

Their function consists of noting the occurrence of any incidents during the warming-up period and organising the competitors' entrance to the riding arena, based on their entry order.

The Paddock officer and the warming up officer can be two different officials.

The **Committee** must inspect horse and rider combinations before and after the trials, informing the President of the Jury of any irregularity (e.g. traces of blood on the mounts, irregularities in harness and costume, etc.)

The Paddock Committee reports directly to the President of the Jury before the next competitor stars his test.

At the end of the trial, the official veterinary surgeon and/or the paddock officer detect any signs of blood on the animal, the rider shall remain in the area for examination and the President of the Jury informed of the occurrence before the following competitor begins his/her trial. The President of the Jury shall then, whether or not meeting with other judges, analyse the situation and if considered justified, shall order the competitor's disqualification from the said trial. This is the only way that a competitor may be disqualified for blood on his/her mount.

VI - PUBLIC ADDRESS SYSTEM

A public address system comprising an amplifier, speakers suitable for use in public enclosures, microphones, USB, CD player and mixing table should be installed in the Jury booth.

The sound should be audible in the **competition** arena, warming-up and boxes zone.

VII - ENTRY ORDER

The entry order will be decided by a draw to be made **after the vet check and** in the presence of the President of the Jury during the Heads of Delegation's meeting.

The entry order for the Ease of Handling and Speed trials will be in inverse order to the individual general classification.

1. General

The entry order will be put up on display at least 2 hours before the trials begin.

Competitors who fail to comply with the entry order will be disqualified.

If a competitor is affected by a serious, confirmed problem (horseshoes, wounds etc.), the President of the Jury may, exceptionally, at his discretion, **change** alter the entry order and will announce such **change** to the public.

Riders who fail to appear in the respective entry order will be given a period of 60 (sixty) s. after the President of the Jury's call and will be disqualified from the trial if failing to make an entry within the said period.

All communications shall be done using English language.

2. Dressage, Ease of Handling and Speed Trials

Although a general entry time may be defined, competitors are responsible for monitoring the trials with a view to making their entrance in the respective entry order.

3. Cow Trial

The entry order for the Cow Trial will be decided as follows:

The teams' entry order will be decided by a draw and the trial will proceed with the entry of the first rider from each team, followed by the second, third and, lastly the fourth rider.

The entry order of competitors belonging to the same team is entirely at the discretion of the respective Team Leader who must, however, notify the President of the Jury thereof, during the draw for the selection of the cows.

The cow selection process will be made in the presence of the duly identified animals at the trial location.

VIII – CHAMPIONSHIP TRIALS

A – DRESSAGE TRIAL

1. Riding Arenas

a) Trial Arenas:

The surface of the rectangular trial arena should be smooth and free from stones or extraneous matter. The surface's consistency must conform to this type of trial. The dimensions of the rectangle will be 20 m. x 40 m. and it must be totally demarcated by a barrier of a height of no more than 0.50 m.

The entrance to the riding arena will be approximately 2 (two) m. wide and will be located in the middle of one of the rectangle's shorter sides facing the position occupied by the President of the Jury.

The riding arena must be fitted with a public address system and the President of the Jury must have a bell which he will use to authorise the beginning of the trial.

Spectators will never be located at a distance of less than 5 (five) m. from the rectangle.

b) Warming-up Arena

There should be a warming-up arena which should be as similar as possible to the riding arena used for the trials (particularly in terms of surface), in which the public address system should be audible.

The warming-up arena will be co-ordinated by the Paddock Officer.

2. Exercises

The Dressage Trial comprises 22 compulsory exercises (see Appendix 2), plus 5 **collective marks**. The sequence of the exercises can't be changed during the dressage performance (The sequence of the exercises is defined in the protocol (Appendix 2), with no change in the order of the movements or exercises being permitted).

The maximum time for performing this trial will be **8** minutes with a chronometer in full view of the competitors. The trial time will begin from the salute of the rider to the President of the Jury and terminates with the salute of the rider. **All** exercise **performed** after 8 minutes will be scored with the mark zero.

The combination's harmony and **fluency** are elements to be considered by the Jury.

No coefficient is attributed to each of the exercises, clearly marked on the Trial's Score Card (Appendix 2)

Horses will always remain at a halt when riders salute the President of jury. Women riders or man using helmet will salute the jury with a slight nod and a sweep of the arm which does not hold the reins and male riders will doff their cap using the hand which is not guiding the mount.

In the Junior/Young Riders Competitions, in Dressage and Ease of Handling conducting the horse with one hand, should have a better score from the Jury.

3. Music

Each competitor will choose music to accompany the sequence of their performance, which will be scored in the artistic mark.

The music must be in harmony with the performance of the movements and the tempo. The stick (pen drive) or CD must be delivered the competitor in the show office as soon as he arrives in the showground. The music should be rewound to the point at which it starts and the competitor should indicate, by an arm movement, outside the *carrière*, the moment when the music should begin to play.

In the case of an Athlete's music failing during a Dressage Trial and in cases where there is no back-up system, the Athlete can, with the permission of the **President of the Ground Jury** at C, leave the arena. There should be minimum interference with the starting times of the other Athletes. The affected Athlete should return to complete or restart his test during a scheduled break in the Competition or at the end of the Competition. The Judge at C, after conferring with the Athlete, will determine when the Athlete should return to the arena. It is up to the Athlete whether to restart the test from the beginning or to commence from the point where the music failed. In either case, the marks already given will not be changed. If there are foreign objects in the arena which could have an influence on performance, the test has to be stopped and the Athlete can continue once the object has been removed. It is the responsibility of each team to do the sound check (that should be announced in the competition program)

4. Classification

All exercises will be classified from 0 to 10, in accordance with the following scale

The judge can give half points

- | | |
|-----------------------------------|----|
| • Excellent | 10 |
| • Very good | 09 |
| • Good | 08 |
| • Reasonably good | 07 |
| • Satisfactory | 06 |
| • Reasonable | 05 |
| • Insufficient | 04 |
| • Poor to Middling | 03 |
| • Bad | 02 |
| • Very bad | 01 |
| • Failure to perform the exercise | 00 |
- Course error - 5 penalty points for each fault in the final average up to a maximum of 2. Riders committing 3 faults will be disqualified.
 - Stroking the horse or touching the horse's neck in front of the reins - 5 penalty points in the final average up to a maximum of 2. Riders will be disqualified if stroking or touching the horse 3 times.
 - The fall of the horse and/or rider is a cause of elimination.**(since one of them touches the floor with a different part of the horses hoofs)**
 - 3 errors of the course are cause of elimination.

The penalty points must only be recorded on the President of the Jury's Score Sheet, even if the notification of such acts is made by one of the Jury Officers. If the President of the Jury marks the error it should be also marked by the other 4 judges.

Even in the event of a possible disqualification, the judges must classify the whole of a competitor's performance in a trial up to completion, after which they will meet to take a decision.

5. Points

The trial classification is obtained by adding up the total number of points scored by competitors.

6. Use of Riding Crop

Riders may enter the riding arena with a crop, which will remain in an upright position and secured by the free hand. Touching the horse with the crop is considered to be an outside assistance and will entail disqualification.

7. Grounds for Disqualification

The following are grounds for a competitor's disqualification:

- Entering the riding arena before the President of the Jury has given consent;
- Taking more than a minute to enter the riding arena after the bell has been rung;
- If the horse's four hooves overstep the rectangle delimitation;
- If the horse has wounds on its nostrils or flanks or if it evidences signs of lameness;
- If the rider mistreats the horse;
- If more than 10 s. are taken to perform a forwards movement;
- Use of 2 hands to guide the mount;
- **The fall of the horse and/or rider is a cause of elimination.**(since one of them touches the floor with a different part of the horses hoofs)
- **Stroking the horse or touching the horse's neck in front of the reins** - 5 penalty points in the final average up to a maximum of 2. Riders will be disqualified if stroking or touching the horse 3 times.

B) EASE OF HANDLING TRIAL (MANEABILITY)

The objective of this trial is to evidence both rider's and horse's capacity to **calmly, precisely,** stylishly and regularly perform any obstacles representing difficulties which could be **found** in the field or which could evidence the **harmony** existing between the horse/rider combination.

1. Riding Arena

The riding arena for the ease of handling trial comprises a rectangle with minimum dimensions of 70 m. x 30 m.. It should be flat and be free from any stones or objects which could endanger competitors and, consequently, prejudice their evaluation by the Jury. It is strongly recommended that a sandy surface be used. It may be grass or compacted provided that it is not too hard or slippery.

Warm up Arena

There has to be available for all riders at least 3 standard obstacles in the warm up arena to prepare the horses for the test. The same obstacles has to be available for all riders, changing the obstacles or building other obstacles during the warm up is not allowed.

2. Maximum Length of Trial

If the organizing committee defines a maximum length of time allowed for the trial it will be calculated on the basis of the speed of the working canter for the distance to be covered plus the time required to perform the obstacles along the course, as set out in the appended table (Appendix 5). The distance between each obstacle never should be less than 10 m., **but it can be always adapted to the arena size.**

3. Obstacles

The term obstacle signifies a difficulty to be surmounted by the rider.

The course route should be set up in such a manner as to allow the exercises to be performed by riders using their left or right hand to hold the reins.

The description of the obstacles to be used in the Ease of Handling and Speed Trials as well as the manner of performing them shall be described in items 5 and 12 of this article.

Only obstacles set out on the referred 2 lists can be used **in order** to avoid surprises at international events with the appearance of difficulties of which only the hosts are aware of.

The rider is allowed to ask for another position of the “garrocha”. For this the competitor has to ask the President of jury. Either the President of jury or one of the crew members is allowed to change the “garrocha”, to the right position. If the rider will change the position of the “garrocha”, or any other obstacle, he will be disqualified.

All obstacles are marked by red and white flags or cones (red on the right and white on the left).

In order for an obstacle to be successfully performed, a rider must:

- pass between the 2 entrance flags trial in the right direction,
- perform the technical manoeuvre required by the referred obstacle,
- exit the obstacle zone by the exit flags.

The obstacles are numbered by the respective order in which they **have** to be performed with the number on the right hand side of the entrance flags. Each obstacle forms part of an approach which must be complied with.

4. Course Error

A course error is a fault in approaching an obstacle or performing the obstacles out of sequence.

An error is assumed to have been made when a competitor endeavours to perform the following obstacle without:

- having corrected the manner of approach to the former obstacle,
- having performed the former obstacle.

5. List of Obstacles

All the obstacles should be safe for rider and horse. So sharp edges, slippery services, dangerous lines, etc are not allowed. The decision belongs to the President of the Jury. If an obstacle is considered dangerous it has to be **excluded** from the competition.

Those obstacles should be chosen from the following list for the organizing committee:

1. Figure eight between drums
2. Wooden bridge
3. Slalom between parallel posts
4. Jumping over bales of straw
5. Pen

6. Slalom between posts in a straight line
7. Drums
8. Gate (Doorway)
9. Bell at end of corridor
10. Earthenware jug
11. Backing up in "L" or a figure eight between posts
12. Side-stepping (lateral work) over a log
13. Removing a pole (goad) from a drum
14. Placing a pole (goad) in a drum
15. Using a pole to skewering a ring
16. Riding through a water-filled ditch
17. Bank
18. Switching a glass from the tip of a pole (goad) to another.

6. Course Walk

Before the start of the trial, competitors may walk by foot inside the riding arena in competition outfit, with the aim of examining the difficulties involved.

The riding arena will therefore be open to the riders for a minimum period of 15 minutes. The President of the Jury will signal the riding arena's opening and closing times with a bell.

Riders and officials that enter the arena out of the time scheduled for reconnaissance should be disqualified.

No competitor may remain in the riding arena after the closing signal has been given, no changes may be made to the course and the trial will begin no less than ten minutes later.

7. Start of Trial

The President of the Jury will ring a bell to signal the start of each competitor's trial. After the bell has been rung, competitors have 1 minute to start the trial. Competitors who fail to comply with the time limit will be disqualified.

8. Start and Finish

The starting and finishing lines are demarcated by markers or red and white flags (red on the right hand side and white on the left). There will also be a letter "S" or "F" to indicate the starting and finishing lines.

9. Course Map

An Ease of Handling course map must be put up for display at least 2 hours before the beginning of the trial at the same time as the entry order.

The course map should be sent by the OC and to the participant nations at least 1 week before the start of the competition.

10. Assessment

The trial is assessed **according to** Appendix 3 which is similar to the Dressage Trial.

As in the Dressage Trial, the protocol contains an **overall element** element.

Reference should, however, be made to several general aspects:

10.1. Horse:

- Regularity of movements
- Quality of cantering starts
- Submission **and response to the** aids
- Collection
- Harmony of movements

10.2. Rider:

- Position in saddle
- Ease of movements; stability
- Use **and effectiveness** of aids
- Exclusive use of one hand (left or right) **(in seniors class)**

The classification scale is the same as that used for the dressage trial **(using 1/2 points is allowed)**:

- Excellent 10
- Very good 09
- Good 08
- Reasonably good 07
- Satisfactory 06
- Reasonable 05
- Insufficient 04
- Poor to Middling 03
- Bad 02
- Very bad 01
- Failure to perform the exercise 00

11. Grounds for Disqualification

Competitors committing the following faults will be disqualified:

- Entering the riding arena before the President of the Jury has given consent;
- Touching the horse with the riding crop or using the riding crop to provide any form of assistance.
- The fall of the horse and/or rider is a cause of elimination.
- Failure to correct a course fault;
- 3 refusals to perform the same obstacle;
- Beginning the trial before the jury's start signal;
- Taking more than a minute to begin the trial after the bell has been rung;
- Use of both hands to guide the horse;
- Mistreatment or wounds on horse;
- Evidence of lameness or wounds with traces of blood;
- Refusal to advance for a period of more than 15 s..
- Showing an obstacle in an ostensive way
- Crossing an obstacle that has not yet been performed
- Knocking down an obstacle – or part of an obstacle - that has not been performed
- Changing the “working” hand during the test (p.e.if the rider is doing the gate with the right hand, he cannot ring the bell with left hand).

12. Description of Obstacles

All obstacles described in this regulation should be evaluated considering rhythm, freedom and regularity of the gaits, impulsion and submission as well as the specific criteria established for each obstacle.

12.1 – Figure (8) Eight between Drums

The obstacle consists of 2 drums placed at a distance of 3 m. away from each other (with the distance being measured from the centre of the drums).

The horse will approach at a canter between the drums and perform a 3 m. diameter **volte** around the right hand drum. Upon completing the **volte** and passing half way between the drums, a flying change must be performed on the imaginary line between the 2 drums and **performed the volte to** the left hand side around the left hand drum. Upon completing the circle on the left hand side, it will pass half way between the drums.

The obstacle starts before the horse crosses the imaginary line between the drums, and finishes after the horse passes that line (third time) **completely**.

The obstacle may be performed in rein back, surrounding first the right drum.

Evaluation

The jury should **score** the **quality**, precision and attitude of the **flying changes, in** between the drums, the shape, **size** and symmetry of the circle.

Severe mistakes: failure to perform flying change

changes in rhythm

contact problems and/or severe resistances

knocking down the drum/element

12.2 - Wooden Bridge

The obstacle consists of a bridge comprising planks over which the animal must walk **thru**. **The lateral part should not be hard.**

The obstacle should measure at least 4 m. x 1.5 m. with its highest part being at least 20 cms above the ground.

The trial may eventually comprise **the performance of the obstacle in both directions.**

The surface must not be slippery.

The obstacle should be made out of reasonably solid material and in such a manner as not to endanger either horse or rider.

The colour of the wooden bridge has to be chosen in natural shades. Sponsor logos on the side are not allowed if they can cause difficulty for the judge to see correctly the performance of the rider.

Evaluation

The jury should classify the quality and regularity of the walk, transitions and confidence *vis-à-vis* the obstacle.

Severe Mistakes:

Not perform the obstacle at walk (mark lower than 5)

Destruction of the obstacle (mark lower than 5)

Severe resistance or hesitation (mark lower than 5)

Rhythm

Difficult transitions

12.3 - Slalom between Parallel Posts

The obstacle consists of a number of 7, 2 m. high posts fixed to an outside base which is not secured to the ground, laid out in 2 parallel lines with a distance of 6 m. between the rows. There will be a distance of 6 m. between the line of four posts (nos. 1, 3, 5 and 7). There will also be a distance of 6 m. between the line of 3 posts (nos. 2, 4, 6).

Post no. 2 will be positioned half-way between post no.1 and no.3. Post no. 4 will be positioned half-way between posts no.3 and 5. Post no.6 will be placed half-way between posts no.5 and 7.

The obstacle should be performed as follows: the horse will perform half turns around the posts, in the order indicated by the number of each post (nos.1, 2, 3, 4, 5, 6, 7) and in the direction **indicated by the course map, with flying changes being performed half-way between the posts.**

Exceptionally, in a non World or Intercontinental Championship if the arena and distances between obstacles are to short, the Course designer with the allowance of the President of the Ground Jury should be able to allow just 5 posts.

Evaluation

The jury should evaluate the harmony and precision of the horse's performance, the quality of the flying changes and the geometry and symmetry of the loops. If the rider use the same number of strides between the flying changes should have a better mark.

Severe Mistakes:

Mistakes in the flying changes

Mistakes in the rhythm

Failure to keep symmetrical bends

Knocking down the posts

12.4 - Jumping over Bales of Straw

The obstacle consists of 4 bales of cut straw, between two uprights, **with a pole on the top**. The horse should approach and jump over this obstacle naturally and with **confidence**. The bales of straw may be replaced by a natural **material** provided that it does not exceed the bale's height **and it is safe for the horses**

Evaluation

The jury should evaluate the confidence in the approach, correctness of the jumping style, the rider's position and use of aids in performing the obstacle.

Severe Mistakes: Refusal (s) to jump

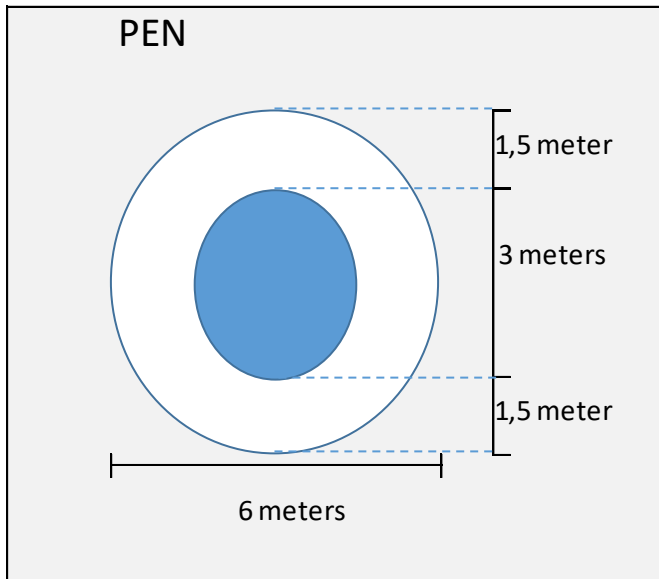
Bad style

Breaking the rhythm

Knocking over any part of the obstacle

12.5 - Pen

This consists of an enclosure, with an entrance, containing another enclosure which will house animals such as hens, geese, ducks, piglets, etc, **The inside part of the obstacle should not be very hard and can fall down easily to not harm the horses**



The obstacle should be performed by entering in one direction and doing a full turn **in one direction**, come out performing a half pirouette/half turn, entering again (in the other direction of the first turn) doing another full turn, and leaving the pen. The obstacle should be performed at walk or canter.

Evaluation

The jury should classify the horse's calmness and confidence, the quality of the gait as well as the rider's use of aids to perform the obstacle and should take into account if the obstacle is performed in canter (better mark) or walk in both directions.

Severe Mistakes: Trotting in the pen

Severe resistances

Rhythm faults

Mistake in the flying change.

12.6 - Slalom between Posts

The obstacle comprises a minimum number of five two m. wooden or metal posts, supported by an exterior base which is not secured to the ground, laid out in a straight line and at a distance of 6 m. from each other. The direction of the course **obstacle** is set out by the course markings. The obstacle should be performed by entering at a canter **and** each change of direction should correspond to a **flying**. The canter should always be in conformity with **adequate to** the turn being performed by the rider.

Flying Changes should always be performed half-way between the posts. **If the rider use the same number of strides between the flying changes should have a better mark.**

Evaluation

The jury should classify the ordered precision of the rider's action, his/her movement, which should be fluid and continuous and the manner of performance of the obstacle. The quality of canter and the flying changes.

Severe Mistakes: Failure to perform flying changes or mistakes in them

Severe resistances

Rhythm mistakes

Failure to keep uniform and symmetrical bend

Knocking down post(s)

12.7 - Drums

The obstacle consists of 3 drums positioned at the 3 angles of an equilateral triangle with 3 m. long sides (the length of the side of the triangle is measured from the centre of the drums).

The obstacle should be performed as follows: the horse enters at a canter between the drums on the side indicated on the course map. **The rider performs a complete circle around** the drum placed to the right and will then proceed to the next drum, performing a flying change over the imaginary line between both drums and will then round the second drum. **Finally the rider approaches** the last drum and performs a flying change of hand along the imaginary line between the 2nd and 3rd drums and then perform a full **circle** around the **last** drum, exiting **at** from the same point in which the exercise began.

All turns should be completed to the right in **accordance** with the course instructions on the map and the explanation given during **walking of** the course of the reconnaissance.

The **goal** of this obstacle is to evidence ease of handling and the capacity to perform in tight **turns** while also maintaining the impulsion and *tempo* of the canter.

Evaluation

The jury should base its score on the horse's attitude, the rider's use of aids (description and effect), *tempo*, continuity of action, fluidity of performance, precision, geometry and quality of flying changes.

Severe Mistakes: Failure and/or mistakes in the flying changes

Rhythm mistakes

Knocking down the drums

Severe resistances

Too large circles.

12.8 - Gate (Door)

The gate should be constructed from wood and wire mesh and be closed with an iron hoop. **A latch easily operated from horseback should be used.** Two uprights made from natural material with a width of at least two m. and a height of 1.30 m. should be placed at the sides of the gate.

A rope between two posts can be used instead of a solid gate, preferably in speed phase.

The gate should open to the right or left in conformity with the course.

The obstacle should be performed as follows: The horse, cantering up close **perpendicular** to the obstacle, makes **its transition** and final approach at a walk, step by step and in which the horse's approach shall evidence a high level of confidence and **relaxation**. The horse positions itself **stopped** at the side of the gate (to the left or right depending on the direction in which it opens).

Using his/her right (or left - for riders using the left hand through all the test) hand, the rider will lift up the latch and open the gate. He/she will walk through the gate preferably without losing the hold on the gate/**latch**.

When the horse has fully passed the other side of the gate, the rider may back up one or two steps to close the gate. **With the horse squarely halted**, the rider will **then close the** latch to complete the obstacle **and depart in canter again**.

Evaluation:

The jury shall score the transitions and the horse's action which should be fluid and without any hesitation or tension. The horse should be aware of and participate in the opening and closing movements without evidencing any signs of insecurity or disobedience. The rider's action should be easy, precise and free from hesitation. The rider should make good use of his/her aids/legs to urge the horse forward whenever necessary.

The rider should never let go of the gate/latch when the opening and closing the obstacle.

Severe Mistakes: **Hesitation, tension or rein-back approaching the gate;**
 Resistance in transitions and passing the gate;
 Breaking the rhythm;

**Knocking over any part of the obstacle;
Letting go the gate/latch.**

b) Rope

This exercise is more commonly found in the Speed rather than Ease of Handling Trials.

The manner of performance is identical to that of sub-paragraph a) of this item, **but passing the rope over the head of the rider is never allowed..**

12.9 - Bell at End of Corridor

The obstacle consists of:

- 2 crossbars with a length of around 4 m., placed on 2 supports with a height of around 0.60 m. and secured to the ground, at a distance of 1.50 m. from each other forming a corridor.
- a bell located at the end of the corridor at a height of around 2.00 m.

The obstacle should be performed as follows: the horse will approach the corridor at a walk or canter (**better mark**) and will enter and move forwards towards the end **of the corridor, come to halt near the bell..** The rider will then ring the bell by hand then rein back the horse down the corridor until its forelimbs have exited the corridor completely.

Evaluation:

The jury should classify the horse's attitude and collection, the rider's use of aids and speed, the fluidity, continuity, **straightness** and perfection of the performance. A higher score will be awarded for performing the obstacle at a canter rather than at walk and if the halt is not open or on forehand.

Evaluation:

The jury should classify the horse's attitude and collection, the rider's use of aids and speed, the fluidity, continuity, **straightness** and perfection of the performance. A higher score will be awarded for performing the obstacle at a canter rather than at walk. **The quality of the halt and of the rein back should also influence the score.**

Severe Mistakes: Displace either of the crossbars

Body of the horse exiting through the bell side of corridor or jumping the crossbars

Breaking the rhythm; Lack of immobility
Strong resistance to rein back

The corridor may, alternatively, be “L” shaped and formed by two 4 m. corridors.
The crossbars and respective supports may be substituted by dressage uprights.

12.10 - Earthenware Jug

This obstacle consists of a table with an approximate height of 1 m., with a square/**circ**ular table top having a side measurement of around 1.25 m. upon which a jug filled with liquid (water) should be placed.

The obstacle is performed as follows: the rider should approach the table, at canter (**prefered**) or walk, take hold **and** raise it above his/her head and then put it back on the table, **with the horse parallel to the table without moving.**

Evaluation:

The jury should classify the manner in which the horse approaches and remains at a halt next to the table, without evidencing any signs of fear and trusting the rider’s use of aids. The jug, when placed on the table, must remain upright. The rider will be penalised if the horse crashes into the table. A higher score will be awarded for approaching the table at canter rather than at walk.

Severe Mistakes: Lack of immobility at the halt

Trajectory and transitions not well defined
Severe resistance

A bottle (full of liquid or sand) may be used instead of the jug.

12.11 - Backing up in “L” or Rounding Several Posts or Obstacles

This obstacle may be twofold:
This obstacle has 2 variants,

12.11.1.

1) An “L” shaped corridor, comprising two four m. sections each with a width of 1,5 and identical to the definition provided in item 12.9. The horse will walk or canter into the corridor

and will ring the bell at the other end. It will then back down the “L” along the same **path** used to enter.

Evaluation:

The jury shall score the **quality of the transitions and halt and** the way in which the horse enters and **reins** backs, **the corridor, straightness**, its fluency of movements and response to the use of aids.

Severe mistakes: **Touching or knocking down the uprights demarcating the obstacle; Resistance in the transitions, Breaking the rhythm, Lack of immobility at the halt.**

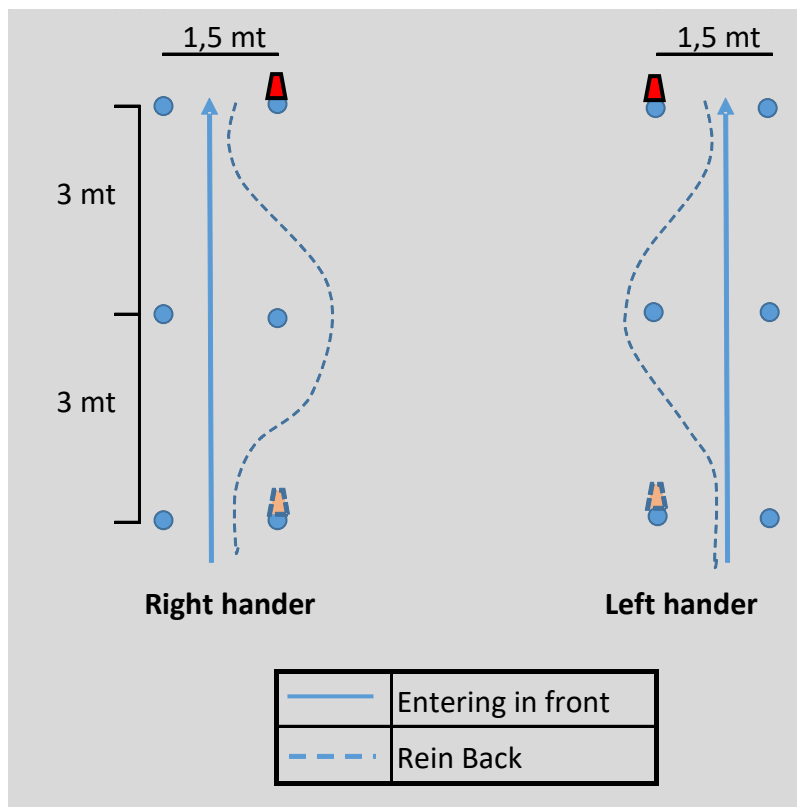
12.11.2.

2) The competitor enters the “L” shaped corridor, at the end of which, there is a post with a height of around 1.60 m. on his right hand side upon which a glass will be placed. The rider will remove the glass and **rein** back down the “L” shaped corridor, as described above. Upon exiting there will be another post on the right hand side upon which the glass should be placed.

2 lines of 3 posts 1,5 m apart comprising a minimum of 3 posts each line forming a corridor where the posts are separated by a minimum of 2.5 metres and a maximum of 3 meters from each other, and each line are separated by 1,5 m.

The horse/rider **and combination enter the corridor walking or cantering (preferable)** up to the last post **halt and shows immobility and then** the rider removes the glass and performs a rein back slalom, between the posts.

To complete this exercise the horse must fully exit (i.e. with its four legs) in rein back **passing** the last pair of posts.



If the rider uses the right hand to ride the horse, he should remove the glass placed on a left side post and replace it on the last left side post. If the rider uses the left hand to ride the horse, he should remove the glass placed on a right side post and replaced it on the last right side post.

In case the rider knocks down one of 2 first or of the 2 last posts he must dismount and put it back in place. The glass **must** be placed back **in the post** on horseback.

Evaluation:

The jury shall score the **fluidity** of the **horse's** movements, **entering the corridor and in rein back, the transitions, straightness**, its response to the use of aids, enabling the obstacle to be performed as perfectly as possible. The correctness of the halt is also **evaluated..**

Severe mistakes:

- Touching or knocking down the posts;**
- Resistance in the transitions,**
- Breaking the rhythm,**
- Lack of immobility at the halt,**
- Bad quality of the reinback.**

12.12. Side-stepping (lateral work) over a Log(s)

This obstacle consists of between 3 and 6 m. long log (pole) with a diameter of not more than 10 cms. and a length of four m. positioned between 5 and 10 cms. above ground level.

The obstacle can be done over 1 or 2 logs. If two logs are used they can have an angle up to a minimum of 90° between them.

The horse should approach the obstacle (to the right or left, as indicated on the course map) perpendicularly to the log. The horse must perform the obstacle, which should always remain positioned between its hind and front feet but never touched .

Evaluation:

The jury must classify the horse's capacity to perform the obstacle, the fluidity and continuity of the action and its serenity. A higher score will be awarded for performing the obstacle at canter rather than at walk.

The horse will be severely penalised if it touches or knocks down the log.

12.13. Removal of a Pole (Goad) from a Drum

The rider must approach the drum (or receptacle containing the pole), at canter and remove it without the horse's reacting in any way.

Evaluation:

The jury should classify the way in which the horse approaches the obstacle (**should be parallel**), its reaction to the movement of the pole and the relaxed manner in which the rider uses the pole.

The horse should always advance at a steady, cadenced canter and should not react to or notice the appearance of the drum or the rider's removal of the pole.

Any alteration of the cadence or change of movement will be penalised.

Knocking down the drum or receptacle will also be heavily penalised.

12.14. Placing a Pole (Garrocha) in a Drum

This obstacle should be classified as in no. 13, with the only difference being that the pole should be placed in the receptacle.

Evaluation:

The jury should classify the way in which the horse approaches the obstacle, its reaction to the movement of the pole and the relaxed manner in which the rider places the pole.

The exercise only will be considered successfully completed if the pole stays in the drum with it in upright position.

Knocking over the drum receptacle will be penalised.

A competitor who drops the pole prior to being placed, may not continue the trial under penalty of disqualification. To obviate this situation the competitor must dismount, retrieve the pole, place it in the drum, on horseback and then continue with the trial.

12.15. Skewering a Ring with a Pole

The competitor, at a canter, will skewer the 15 cms. diameter ring located on bases at various heights with the tip of the pole (goad)

Evaluation:

The jury should classify the fact of whether the rider slows down and always maintains a natural attitude and his/her relaxed attitude in skewering the ring with the tip of the pole.

Mistakes in the cadence of the movement with loss of tempo by the horse will be penalised.

A rider who strikes the support with the pole or any other part of the obstacle, even if knocking over the ball (or skewering the ring) should be given a lower classification than that scored by merely striking the ball (or skewering the ring)

There may be up to three bases of various shapes.

NB: Exercises 13, 14 and 15 may be classified as a single exercise.

12.16. Riding through a Water-filled Ditch

The water in the ditch should not have more than 20cm height.

In Ease of Handling, the obstacle should be performed at walk.

The good performance of this exercise is also fundamental for any horse working in the field.

The horse should ride through the ditch naturally without appearing to notice it and demonstrate its familiarity with moving thru

Evaluation:

The jury should classify the horse's natural confidence in approaching objects without the need for the major use of aids and exertion by its rider.

12.17. Bank

This is the same obstacle as used in the **in eventing: consists of an embankment of natural substance positioned not more than 60 cm above ground level and finishes** in a sheer drop.

The objective is to observe how the animal approaches the obstacle (whose initial part is identical to the bridge) and the manner in which it jumps directly down to the ground from a height of around 60 cms., evidencing confidence in the riders in its rider's instructions. **The horse should approach and maintain the gait through the obstacle naturally and without any hesitation. The obstacle can be executed as either an up-bank or a down-bank.**

Evaluation:

The Jury shall evaluate the manner in which the horse approaches the bank, the smoothness of the execution, the consistency and quality of gait throughout the exercise, and confidence in the rider's instructions.

**Severe mistakes: Hesitation and refusal to jump the bank;
 Severe resistance to rider's aids.**

12.18 - Switching a Glass from one Tip of a Post (Goad) to Another

This obstacle should preferably be performed at speed.

The obstacle comprises two 2 m. upright **posts**(goads), 1.2 m. apart, with one of the **posts** (goads) having an upturned glass. Riders approach, at a walk **or canter (preferable)**, along an imaginary line uniting the **two posts, showing immobility** and switch the glass from one **post** to another and then exit at a canter.

If the rider uses the right hand to ride the horse, he should remove the glass placed on a left side post and replace it on the right side post. If the rider uses the left hand **ride** the horse, he should remove the glass placed on a right side post and replace it on left side post.

The responsibility of ensuring the glass is on the correct post remains exclusively the responsibility of the rider, who should **ask for it to the organizers** before he starts his test.

This obstacle should preferably be performed at speed.

Evaluation:

The jury **shall score** the horse's **quality of the halt, immobility**, unhesitating, confidence in approaching the obstacle without the need for any major use of aids and other endeavours by the rider. Points should also be awarded for the horse's immobility when switching the glass from one pole to another and its immediate depart in canter.

Severe mistakes: **Strong resistance in transitions,**
 Lack of immobility,
 No clear transitions.

C) SPEED TRIAL

The speed trial has been designed to evidence **field work over several obstacles, underlining the availability of the horse to perform against the clock, as demanded by the rider**, the rider's capacities of co-ordination and anticipation and the horse's qualities of submission, speed **and**, attention. The obstacles should be performed as quickly as possible **plus any adjustments for bonuses and penalties**, without any **evaluation** for style or movement.

The trial involves some or all of the obstacles used in the ease of handling trial.

In all competitions it is necessary to record the time with **timers** with electronic cells, including a display screen which can be seen by the President of the Jury, public and riders.

The course map should be sent by the OC and to the participant nations at least 1 week before the competition.

1. Riding Arena

The trial's riding arena should contain the same obstacles as those described in the Ease of Handling trial, although the same sequence is not obligatory.

The use of a chronometer fitted with photo-electric cells and respective public display panel is obligatory for this trial. The **timers** should be kept by the **show office** of the championship and **annexed to the score sheets of the trial.**

Warm up Arena

There should be placed at least 3 standard obstacles in the warm up arena to prepare the horses for the test. (For example jump, side pass and 3 barrels).

The same obstacles should be available for all riders, changing the obstacles or building other obstacles during the warm up is not allowed.

2. Grounds for Disqualification

The faults referred to in the ease of handling trial as grounds for disqualification are exactly the same as for this trial

3. Reconnaissance// Walking the course

As in Ease of Handling Trial.

Each trial shall comprise a minimum no. of 15 obstacles. Although the same obstacle may be performed twice, any repetition should be **performed** in opposite directions.

The course route should be set up in such a manner as to allow the exercises to be performed by riders using their left or right hands to hold the reins.

4. Time Penalties for Obstacles

Obstacle faults committed in this trial are penalised in seconds (s.).

The following list sets out, for each of the obstacles, the time penalty to be added to the trial time.

Each OC should provide all the Jury members with a form for taking note of the time and penalties. Annex 7

Numbers and flags are not considered part of the obstacle

4.1. Figure Eight between Drums

- Knocking over a drum + 05 s.
- Uncorrected **obstacle execution** - disqualification

4.2. Wooden Bridge

The objective is to cross the bridge as quickly as possible (any movement).

- Failure to cross bridge **between the entrance and exit flags and uprights** - disqualification
- Knocking over uprights + 05 s. each

4.3. Slalom between Parallel Posts

- Knocking over a post + 03 s.
- Uncorrected **obstacle execution** - disqualification

4.4. Jumping over Bales of Straw

- **Knocking down pole and/or bale + 05 s.**
- Failure to jump the obstacle - disqualification
- Third refusal – disqualification

4.5. Pen

- Knocking **down** a part of the obstacle + 05 s.
- Exiting from any of the sides of the obstacle - disqualification
- Failure to perform the obstacle – disqualification

In the speed trial, the rider does only one turn, in the direction freely chosen by himself, unless otherwise indicated in the course plan.

4.6. Slalom between Posts

- Knocking over a post + 03 s.
- **Uncorrected exercise execution** - disqualification

4.7. Drums

- Knocking over a drum + 05 s.
- **Uncorrected exercise execution** - disqualification

4.8. a) Gate (Door)

- Dropping and failing to replace the gate + 30 s (rider may dismount to pick up the gate)
- Knocking over the uprights + 10 s.
- Failure to perform the obstacle (not even attempting to **and/or** close the gate) - disqualification

b) Door with a rope

This obstacle should preferably be performed at speed.

- Knocking over each upright +10 s.
- Failure to perform the obstacle (not even attempting to close the gate) - disqualification

Is not allowed to pass the rope over the **rider's** head. This procedure causes disqualification.

4.9. Bell at End of Corridor

- Knocking over each crossbar in the corridor + 05. s
- Failure to ring the bell - disqualification
- Failure to perform the obstacle - disqualification
- Horse **jump's over** corridor - disqualification

4.10. Earthenware Jug

Should not be performed at speed.

4.11. Backing up in "L" or a Figure Eight between Posts.

In this trial, the "L" may be performed forwards at any speed. The competitor must ring the bell when exiting.

4.11.1 "L"

- Knocking over uprights + 05 s. each
- Horse **jumps over corridor** - disqualified
- Failure to place glass on exit post - disqualification
- Failure to perform the exercise – disqualification

4.11.2 Posts

- Knocking over uprights + 05 s. each
- Failure to place glass on exit post - disqualification
- Failure to perform the exercise – disqualification
- Horse turn before the last two posts - disqualification

To finish correctly the obstacle the two first and the two last poles should stay upright

4.11.3 “8”

- Knocking over a drum /post + 05 s.
- **Uncorrected obstacle execution** – disqualification

4.12. Side-stepping (lateral work) over a Log

The log should be positioned between 5 and 10 cms above the ground level.

- One of members side-steps to other side of the log/pole + 05.s
- Course mistake – disqualification
- Fall of the log + 7 s

4.13. Removal of a Pole (Garrocha) from a Drum

- Failure to place the pole - disqualification
- Pole removed but dropped and not picked up - disqualification
- Knocking **down** over the drum (or receptacle) + 05 s.

4.14. Placing the Pole (Goad) in a Drum

- Failure to place the pole - disqualification
- Pole is dropped but then picked up and placed in the receptacle after the rider mounts - no penalty
- Knocking **down** the drum (or receptacle) after placing the pole + 05 s.
- Knocking **down** the receptacle before the pole is placed - disqualification

The exercise will **only** be considered successfully completed if the pole stays in the receptacle in which it is to be placed. If the pole is not properly inserted and is dropped, the competitor must dismount, pick it up, remount and continue the course (placing it inside the receptacle on horseback). The same procedure will apply if the pole is dropped at any point between exercise 13 and this exercise.

4.15. Using the Pole/Garrocha to Skewering a Ring

- Skewering a ring – **Bonus of 5 s.** (provided that it is placed inside the drum together with the pole)
- Knocking over the obstacle + 10 s. penalty

4.16. Riding through a Water-filled Ditch

Failure to ride through the ditch - disqualification

4.17. Bank

The objective is to cross over the bank as quickly as possible (any movement)

- Failure to perform bank - disqualification
- Taking more than 20 s. to jump down/**up the** bank - disqualification

4.18 Switching a Glass from one Tip of a Pole to Another

In this trial the obstacle is performed as quickly as possible without any need to halt.

Failure to remove glass - disqualification

Removal of glass but failure to skewer it on other pole - disqualification

The glass placed in the wrong post – disqualification

To finish the obstacle the two poles should stay upright

To finish the obstacle the glass needs to be placed in the right pole. If the glass falls before the end of the obstacle it should be placed in the pole, with the rider on horseback.

5. General Penalties

In addition to the penalties referred to in the preceding point 4, stroking the horse or touching it on the neck in front of the reins will entail a 5 s. penalty on the final time up to a maximum of two penalties. Riders will be disqualified if stroking or touching the horse three times.

D) COW TRIAL

The trial consists of a task, comprising a maximum of 4 and a minimum of 3 riders from the same team who work together to cut four pre-selected cows from a herd located in a special containment zone, one at a time in accordance with the re-established order defined by the jury (one per rider) and herding them into a demarcated zone which is separate from the rest of the herd.

The 4 (or 3) team members will perform their tasks individually with each rider cutting 1 cow. The other 3 (or 2) members of the team will help to maintain the herd in the containment zone in each attempt but may not overstep the line of the zone demarcating the action of fellow team members.

Before the competition starts the Chef d'Equipes should confirm that the cows are duly and correctly identified.

As soon as the animal has been cut and herded outside the containment line, one or more riders may help the rider to accompany the animal to a specially defined location.

Each team's cows will be duly identified with a view to avoiding any doubts. The trial will only be completed when the cut cow is in the demarcated area (with the four legs) and the rest are in the containment zone.

The draw in respect of the neck ring colour (or number) of the animals to be cut will be realised after all of the animals have been herded inside the containment zone in the presence of the team leaders of the various delegations. A teams' entry order draw will also be held at the same time.

If there is any problem with a cow the President of the Jury can do a special draw and indicate a new cow to be cut.

If one or more cows have to be taken out because of health problems, there should be cows in replacement. The number of cows should be the same for all riders unless it is completely impossible.

The time limit for cutting a cow will be 3 minutes. After this period has elapsed, competitors will be disqualified and no points awarded.

The chronometer will be activated when the rider who should undertake the cutting exercise enters the herd containment zone. It ends as soon as the cow is herded into the established location and all the other cows are in the containment zone.

1. Riding Arena

The cow trial riding arena will comprise a rectangle with a minimum size of 60m x20m and maximum of 80 m. x 30 m. It should be flat and free of stones or objects which could endanger the competitors and consequently prejudice the jury's assessment of them. It is strongly recommended that a sandy surface be used.

The surface may also be grass or compacted if not too hard or slippery.

Appendix 4 contains a map (as an example) of the riding arena. The pen can be located inside or outside the cutting zone.

2. Classification

Riders are classified on the basis of the time taken to complete the trial plus any penalties for committing faults.

A steward check before and after the trials should be performed to check for blood and problems in the mounts of the 4/3 riders of each team

The points assigned in the cow trial, will be: n+1 for the first n-1 for the second n-2 for the third and so on, being the n=number of competitors that integrate the team race (without the individual)

The Cow Trial classification will be based on the points total awarded to the team riders

Only the 3 best results achieved by team riders will count for the Team Classification.

Points will be awarded in conformity with the Points Table (Appendix 1).

The winning team will be the team with the highest number of points.

3. Penalties for Faults Committed in Cow Cutting

A 10 s. penalty will be given whenever a cow (other than the one being cut) oversteps the containment zone line and a 10 s. penalty will also be given whenever one of the riders different from the one who's doing the test (helper) oversteps the demarcation line of the respective intervention. If the helper stays inside the containing zone for more than 5s the team will be disqualified from that attempt.

Any cow abandoning the herd, ahead of time, must be led back to the containment zone.

If rider touches the reins of the neck of the horse he will be disqualified as well as this attempt of the team, won't be considered

4. Safety of Horses and Cattle

A rider who behaves in such a manner as to endanger the safety of his/her mount or the cattle will be disqualified for mishandling.

Cattle prods may only be used if they do not injure the animals. Any signs of injury or traces of blood caused by the rider will entail the competitor's disqualification.

GENERAL IDEAS

- During the Speed Test and Cow test an ambulance and a veterinary should always be present.

SCORE CHART (APPENDIX 1)

The underlying principle behind the award of points is as follows: each competitor receives 1 point for his/her participation plus another point for each rider preceding them in the classification.

Accordingly, in 20 competitors, the points will be:

1 st	21 points
2 nd	19 points
3 rd	18 points
4 th	17 points
5 th	16 points
6 th	15 points
7 th	14 points
8 th	13 points
9 th	12 points
10 th	11 points
11 th	10 points
12 th	9 points
13 th	8 points
14 th	7 points
15 th	6 points
16 th	5 points
17 th	4 points
18 th	3 points
19 th	2 points
20 th	1 point

The following coefficients are applied to each European Championship Trial

DRESSAGE TRIAL	EASE OF HANDLING TRIAL	SPEED TRIAL	COW TRIAL
1	1	1	1

WORLD OR INTERCONTINENTAL WORKING EQUITATION CLASSIFICATION

The classification of countries participating in the championship is obtained by totalling up the number of individual points awarded to the three best riders in each country's team, in each of the four championship trials. The team of the country totalling the highest number of points will be declared the winner.

APPENDIX 2

INTERNATIONAL WORKING EQUITATION DRESSAGE TEST



DATE _____ **JUDGE** _____ **POSITION** _____ **SIGNATURE** _____

COMPETITOR N° _____ **NAME** _____ **HORSE** _____

N°	TEST	GUIDELINES	Mark	C.	Remarks
1	Enter at canter. Halt. Immobility. Salute facing the President of Jury	Collection on entry. Halt on hind quarters and weight balanced on extremities. Immobility.		1	

Movements at Walk

2	Walk in a straight line (minimum 10m)	Activity, regularity of movements and collection.		1	
3	Full pirouette on right rein.	Regularity without rein back or failing to mark rear hooves along shortest circle. Bend facing inwards.		1	
4	Full pirouette on left rein.	Regularity without rein back or failing to mark rear hooves along shortest circle. Bend facing inwards.		1	
5	Halt. Rein back (minimum 6 steps and maximum 10 steps) and exit at walk.	Halt, regularity, balance, transition and exit at walk without any loss of activity.		1	
6	Half pass to the right (minimum 10m).	Bend in the direction of the movement.		1	
7	Half pass to the left (minimum 10m).	Bend in the direction of the movement.		1	

Movements at Trot

8	Perform a 3 loop serpentine.	Geometry. The bends. Regularity. Fluency.		1	
9	Two leg yields, one each side (min 10m each).	Geometry of figure. Fluency. Eveness of bends. Rhythm. Regularity.		1	
10	Medium trot (min 15m).	Transitions. Definition of medium trot, with lengthening of silhouette. Straightness.		1	
11	Halt, rein back 6 steps, immediately canter to the right lead.	Acceptance of halt. Regularity of rein back. Transition to collected canter from rein back. Straightness.		1	

Movements at Canter

12	Describe 3 circles to the right: the first circle (20m) must be performed at extended canter; second (15m) medium canter; third (10m) collected canter. All the circles must begin and finish at the same point.	Collection, balance, regularity, transitions have to be clear, fluid and immediate, and should be performed all at same point. Bending.		1	
13	Flying change	Quality of the flying change (straightness, maintenance of rhythm and tempos of canter)		1	
14	Describe 3 circles to the left: the first circle (20m) must be performed at extended canter; second (15m) medium canter; third (10m) collected canter. All the circles must begin and finish at the same point.	Collection, balance, regularity, transitions have to be clear, fluid and immediate, and should be performed all at same point. Bending.		1	
15	Describe 2 circles with the same diameter (max 10m) to describe a figure of "8" with flying change .	Collection, balance, regularity, bending and engagement of the hind quarters. Quality of flying change at the end of the first circle. Straightness.		1	

INTERNATIONAL WORKING EQUITATION DRESSAGE TEST



16	Half turn on left rein.	Balance, bend. Start and finish with the horse on the same rein as the half turn.		1	
17	Flying change	Quality of the flying change (straightness, maintenance of rhythm and tempos of canter)		1	
18	Half turn on right rein.	Balance, bend. Start and finish with the horse on the same rein as the half turn.		1	
19	Change of canter on three sides of arena. The canter must be extended on the longest side of the arena, collected on the short side, and extended again on the next long side.	Balanced transitions, amplitude of movement and balance on the collection.		1	
20	Increase speed and stop. Proceed in canter.	Submission and straightness of the movement.		1	
21	Describe a serpentine with 4 loops, with flying changes at every crossing of the center line.	Impulsion, regularity of movements, precision and quality of flying changes.		1	
22	Center line. Halt, immobility. Salute.	Collection, immobility and position of the four legs.		1	
Collective Marks					
23	Paces.	Freedom and regularity.		1	
24	Impulsion.	Desire to move forward, elasticity of the steps, suppleness of the back and engagement of the hind quarters.		1	
25	Submission.	Attention and obedience, lightness and ease of the movements, acceptance of contact.		1	
26	Rider.	Position and seat of the rider. Correct use and effectiveness of the aids.		1	
27	Artistic mark.	Music and sequence.		1	
TOTAL (max 270 points)					
Time Limit - 8' 00"		Arena 40 x20 m			
Penalty Points					
<p align="center">1st error (5 pts.) _____ 2nd error (5 pts.) _____ 3rd error ELIMINATION _____</p>					

EASE OF HANDLING TRIAL (APPENDIX 3)
--

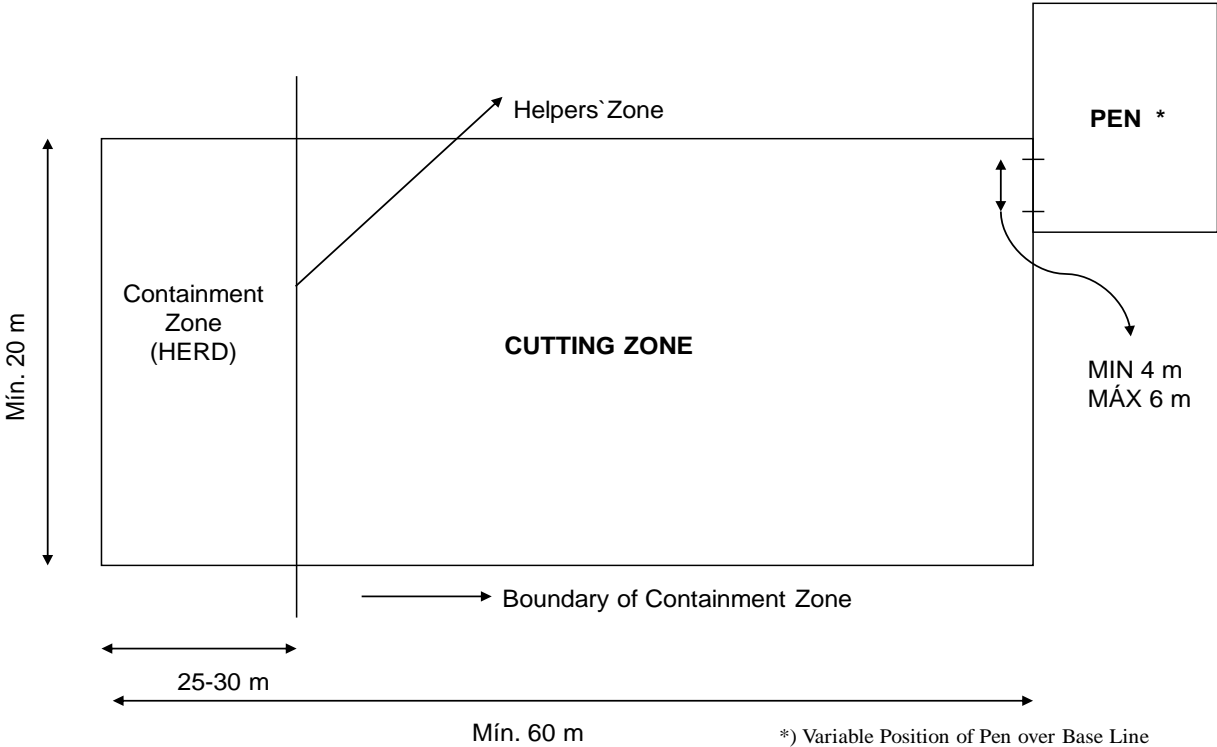
RIDER _____	N° _____	HORSE _____
NAME OF JUDGE _____	INITIALS _____	

EXERCICE SHEET			
N°	Name of Exercise	SCORE	Notes
1			
2			
3			
4			
5			
6			
7			
8			
9			
10			
11			
12			
13			
14			
15			

NOTES FOR THE COURSE			
N°	Directive	SCORE	Notes
A	Canter and walk. Transitions canter/walk		

OVERALL IMPRESSION			
N°	Directive	SCORE	Notes
B	Paces	Freedom and regularity	
C	Impulsion	Desire to move forward, elasticity on the steps. Engagement of the hind quarters	
D	Submission	Attention and obedience.	
E	Rider	Position and seat of the rider, correct use of the aids, and effectiveness of the aids	
TOTAL			

COW TRIAL DIAGRAMME (APPENDIX 4)



APPENDIX 5

Average time to execute each obstacle (Maneability)

After measuring the course and obstacles

1. Figure eight (8) between drums	- Canter time plus course
2. Wooden bridge	- (+ 7s)
3. Slalom between parallel posts	- Canter time plus course
4. Jumping over bales of straw	- Canter time with jump
5. Pen	- Walk time plus 15 s
6. Slalom between posts in a straight line	- Canter time plus course
7. Drums	- Canter time plus course
8. Gate (Doorway)	- (+10 s)
9. Bell at end of corridor	- Walk time plus 10 s
10. Earthenware jug	- Walk time plus 3 s
11. Backing up in "L" or a figure eight between posts	- Walk time plus 10 s
12. Side-stepping (lateral work) over a log	- Walk time plus 7 s
13. Removing a pole (goad) from a drum	- No added time
14. Placing a pole (goad) in a drum	- No added time
15. Using a pole to skewering a ring	- No added time
16. Riding through a water-filled ditch	- Walk time plus 7 s
17. Bank	- (+ 3 s)
18. Switching a glass from the tip of a pole (goad) to another	- Walk time plus 15 s

The time to complete the Maneability Trial should be less than the sum of the distance of the course, foreseen on a working canter speed (250m/min) added to the time given to the obstacles, according to the list described above.

APPENDIX 7

DRESSAGE TRIAL FOR JUNIOR RIDERS		
LOCATION _____	DATE _____	TRIAL _____
SADDLE no _____ NAME _____ HORSE _____		
JUDGE _____ LETTER _____ INITIALS _____		

No	DESCRIPTION OF EXERCISE	DIRECTIVES	SCORE	C.	REMARKS
Movements in a Walk					
1	Entry at a collected canter.	Straightness. Regularity.		1	
2	Halt on hindquarters. Immobility. Exit in medium walk.	Straightness. Acceptance of halt on hindquarters. Immobility. Transition to medium walk.		1	
3	Perform a figure 8 formed by two circles with a same diameter of 8 metres.	Geometry of figure. Regularity and definition of medium walk. Bending of horse in each circle and change of bending.		1	
4	Pirouette in a walk to one of the hands.	Maintenance of walk (rhythm; regularities; 4 tempo pirouette).		1	
5	Pirouette in a walk on other hand (in respect of exercise "4").	Maintenance of walk (rhythm; regularities; 4 tempo pirouette)		1	
6	Extended step in straight line (minimum 20 m).	Transition from medium to extended step with lengthening of silhouette, without affecting the stability of the step. Definition of the extended step. Regularity.).		1	
7	Halt. Immobility. Rein back 6 to 10 steps. Exit in medium walk	Acceptance of halt. Immobility. Transition to medium walk. Straightness.		1	
8	Half-pass to one side up to quarter line. Counter change of hand at half-pass. Half-pass to the other side from quarter line to three quarter line. Counter change of hand at half-pass. Half-pass to the centre line.	Regularity. Geometry. Symmetry. Bending. Fluency.		1	
Movements in a Trot					
9	Transition to collected trot.	Transition.		1	
10	Tight circles (maximum 10 metres), travers, one to each hand.	Regularity. Concentration. Geometry. Bending in semicircle.		1	
11	One diagonal at a medium trot.	Transitions to medium trot and then to collected trot. Definition of medium trot with lengthening of silhouette. Straightness.		1	
12	Collected trot, Halt. Immobility. Rein back between 6 and 10 steps and immediate exit at collected canter.	Acceptance of halt. Immobility. Regularity of rein back. Transition to collected canter from backing-up. Straightness.		1	
Movements in a Canter					
13	3 turns to one of the hands, always beginning and ending at the same point, successively reducing each radius by 3 metres. First turn in extended canter. Second turn in medium canter. Third turn in collected canter.	Geometry of figure. Bending with horse moulded to the figure being performed. Regularity. Fluency. Definitions of various canters.		1	
14	Change of hand in a canter.	Quality of change of hand (straightness, maintenance of rhythm and tempos of canter).		1	
15	3 turns to always beginning and ending at the same point (and to opposite hand to that of exercise 13), successively reducing each radius by 3 metres. First turn at extended canter. Second turn at medium canter. Third turn at collected canter.	Geometry of figure. Bending with horse moulded to the figure being performed. Regularity. Fluency. Definitions of various canters.		1	
16	Half turn to one of the hands in the shortest possible number of steps and without affecting mobility of canter.	Agility of movement without stoppage of hind quarters. Bending. Concentration. Some change of rhythm is acceptable.		1	
17	Change of hand in a canter.	Quality of change of hand (straightness, maintenance of rhythm and tempos of canter).		1	
18	Half turn to the other hand (in respect of exercise "15") in the shortest possible number of steps and without affecting the mobility of the canter.	Agility of movement without stoppage of hind quarters. Bending. Concentration. Some change of rhythm is acceptable.		1	

DRESSAGE TRIAL FOR JUNIOR RIDERS (continued ...)

19	Extended canter on long side, collected canter on short side and extended canter once again on long side.	Agility. A certain change of rhythm to favour agility is acceptable. Straightness. Ease of transitions.		1	
20	Perform a 4 arched serpentine in a canter with changes of hand on centre line at each change of direction.	Impulsion, regularity of movements, precision and quality of changes of hand.		1	
21	Down the centre line and immediately start extended canter. Halt sliding on hindquarters. Immobility. Salute.	Straightness. Transition. Acceptance and correctness of halt. Agility. A certain change of rhythm to favour agility is acceptable.		1	

TOTAL SCORE FOR EXERCISES.

Collective Marks

A	Paces, freedom and regularity.		2	
B	Impulsion, desire to move forward, elasticity of steps and suppleness of back.		2	
C	Submission and acceptance of bridle, attention and confidence.		2	
D	Position and seat of rider and correct use of aids.		2	
E	Presentation.		1	

TOTAL COLLECTIVE MARKS

Penalties

1st error (5 pts.) _____ 2nd error (5 pts.) _____ 3rd error ELIMINATION _____

FINAL SCORE

Maximum 300 points Time limit - 7' 30 "

Juniors may use both hands to secure the reins.